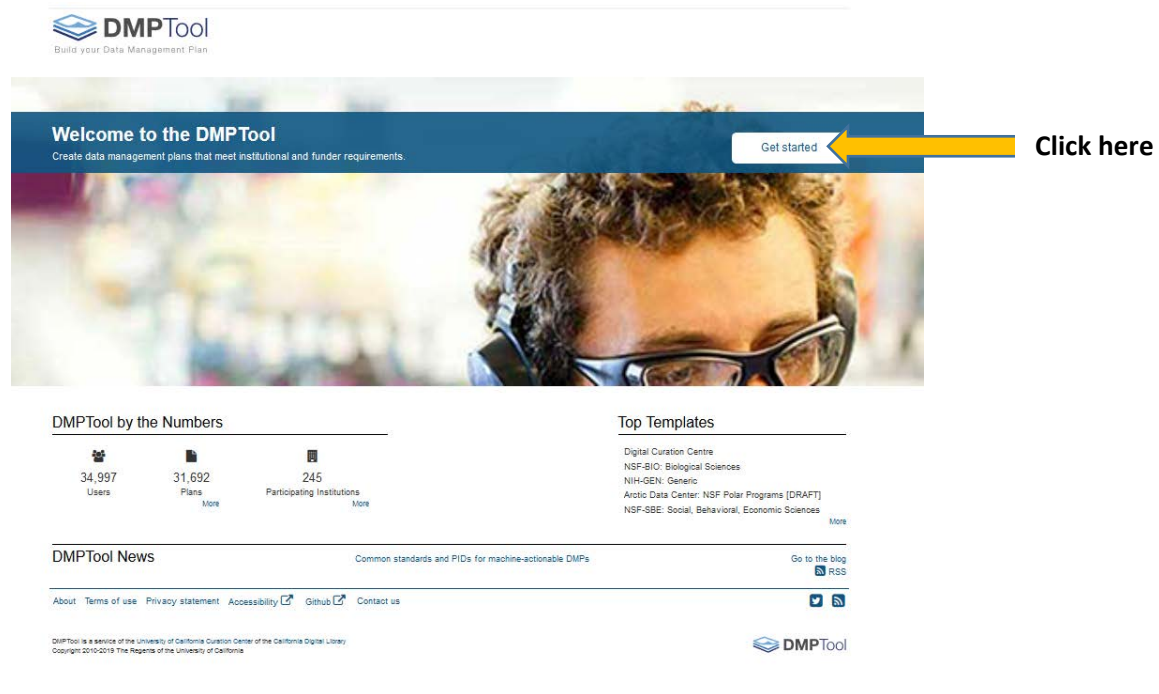


To get started with the DMPTool:



DMPTool
Build your Data Management Plan

Welcome to the DMPTool
Create data management plans that meet institutional and funder requirements.

[Get started](#) **Click here**

DMPTool by the Numbers

34,997 Users	31,692 Plans More	245 Participating Institutions More
-----------------	---	---

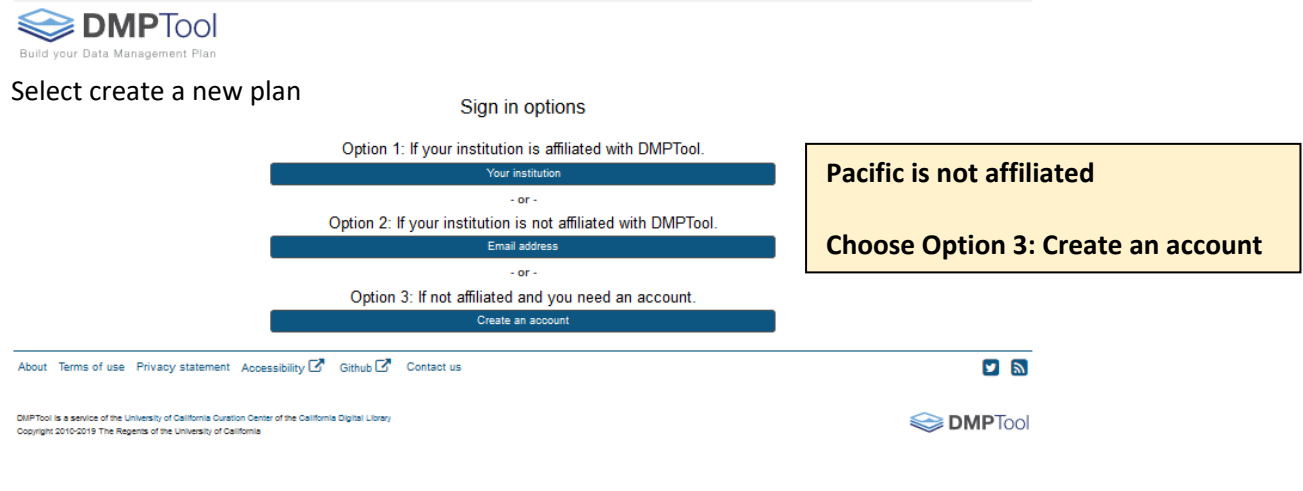
Top Templates

- Digital Curation Centre
- NSF-BIO: Biological Sciences
- NIH-GEN: Generic
- Arctic Data Center: NSF Polar Programs [DRAFT]
- NSF-SBE: Social, Behavioral, Economic Sciences

DMPTool News Common standards and PIDs for machine-actionable DMPs [Go to the blog](#) [RSS](#)

[About](#) [Terms of use](#) [Privacy statement](#) [Accessibility](#) [Github](#) [Contact us](#)

DMPTool is a service of the University of California Curation Center of the California Digital Library
Copyright 2010-2019 The Regents of the University of California



DMPTool
Build your Data Management Plan

Select create a new plan

Sign in options

Option 1: If your institution is affiliated with DMPTool.

- or -

Option 2: If your institution is not affiliated with DMPTool.

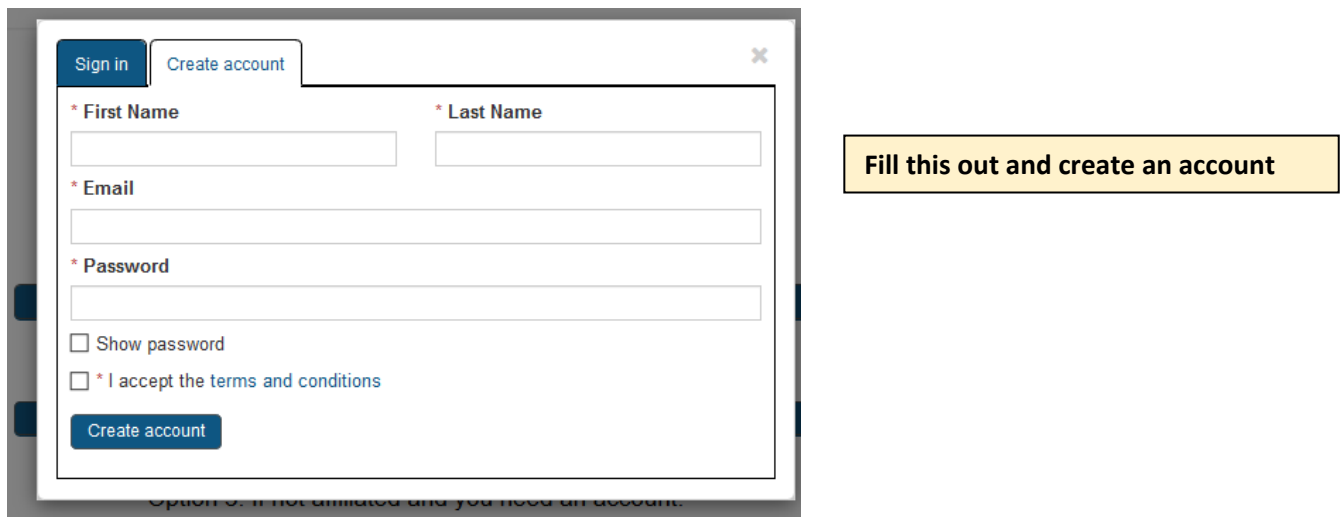
- or -

Option 3: If not affiliated and you need an account.

Pacific is not affiliated
Choose Option 3: Create an account

[About](#) [Terms of use](#) [Privacy statement](#) [Accessibility](#) [Github](#) [Contact us](#)

DMPTool is a service of the University of California Curation Center of the California Digital Library
Copyright 2010-2019 The Regents of the University of California



* First Name

* Last Name

* Email

* Password

Show password

* I accept the terms and conditions

Fill this out and create an account

Create a new plan

Before you get started, we need some information about your research project to set you up with the best DMP template for your needs.

* What research project are you planning?

Mock project for testing, practice, or educational purposes

* Select the primary research organization

- or -

No research organization associated with this plan or my research organization is not listed

* Select the primary funding organization

- or -

No funder associated with this plan or my funder is not listed

[Create plan](#) [Cancel](#)

Use the title of your project or a short form of it. This will show on your Dashboard later. You can save all your DMPs for further reference.

Click this box, Pacific is not affiliated

Start typing the agency name, a drop down menu will appear, select the agency.

Create a new plan

Before you get started, we need some information about your research project to set you up with the best DMP template for your needs.

* What research project are you planning?

This field is required.

Mock project for testing, practice, or educational purposes

* Select the primary research organization

- or -

No research organization associated with this plan or my research organization is not listed

* Select the primary funding organization

- or -

No funder associated with this plan or my funder is not listed

You must select a funding organization from the list.

Which DMP template would you like to use?

▼

We found multiple DMP templates corresponding to your funder.

[Create plan](#) [Cancel](#)

Some funders will have multiple templates from which to choose. Select yours from the drop down list. If you don't see one that matches your application, choose generic.

Click **Create plan**. The next window will be your template. Once you complete each tab, you can download the plan for printing. You can also log out and come back later, your work will be saved. When downloading, you can chose the format, including Word for continued editing offline.